

Name: \_\_\_\_\_

**POPULATIONS STUDY GUIDE**

Test Date: \_\_\_\_\_

1. Define: **Population** –
2. Identify SIX features of populations:
  - a.
  - b.
  - c.
  - d.
  - e.
  - f.
3. Identify FOUR features of **population dynamics**:
  - a.
  - b.
  - c.
  - d.
4. Identify the difference between **emigration** and **immigration**:

Identify the equation to calculate **net migration**: \_\_\_\_\_

5. Define: **Population Density** –
6. Identify a characteristic of the THREE types of **distribution** within populations:
  - a. **Random**
  - b. **Uniform**
  - c. **Clumped**
7. Identify and describe TWO **density dependent** factors that affect population growth:

8. Define **symbiosis** –

9. Describe the following examples of symbiosis:

a. **Parasitism**

b. **Mutualism**

c. **Commensalism**


d. **Exploitation**

10. Identify FOUR **density independent** factors that affect population growth:


11. Write equation for **population growth**: \_\_\_\_\_

12. Identify the THREE **rates of population change**:

13. Draw and Label:  
The **Exponential Growth** curve



Draw and Label: The **Logistic Growth** Curve:  
Describe the **Carrying Capacity**



14. Identify THREE different **survivorship curves** and give a characteristic of each:

- a.
- b.
- c.

15. Identify THREE characteristics of **K-selected species**.

Identify TWO examples of K-selected species: \_\_\_\_\_ & \_\_\_\_\_

16. Identify THREE characteristics of **r-selected species**.

Identify TWO examples of r-selected species: \_\_\_\_\_ & \_\_\_\_\_

17. Go to [www.census.gov](http://www.census.gov)

Identify the current world population: \_\_\_\_\_ Time & Date: \_\_\_\_\_

Current US population: \_\_\_\_\_ Time & Date: \_\_\_\_\_

18. Define **demography**:

19. Identify the societal importance the following terms related to demographics:

a. **Growth Rate**


b. **Doubling Time**

Calculate doubling time in years for 5% & 2% growth rate 5%: \_\_\_\_\_, 2% \_\_\_\_\_

20. Describe the FOUR demographic transitions:

- a.
- b.
- c.
- d.

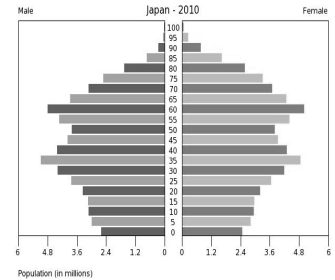
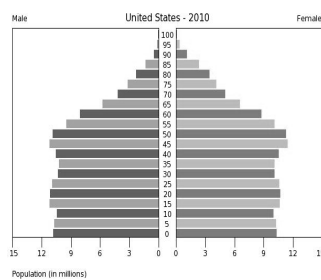
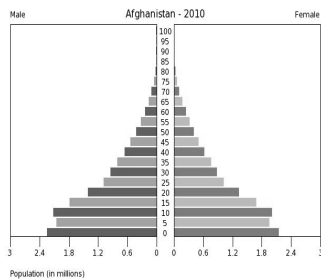
21. Draw & label an accurate graph of the **demographic transitions** of human population growth.



22. Describe the societal and governmental importance of **age structure diagrams**.

23. Identify a characteristic of the THREE cohorts of an age structure diagram:

24. Identify the age structure diagrams below: **Rapid**, **Stable**, and **Declining** population growth.



25. Distinguish TWO characteristics between **developing and developed countries**:

26. Describe **urbanization**:

Describe the THREE environmental effects of urbanization:

a. **Loss of recharge area**:

b. **Energy/ resource use:**

c. **Heat-island effect:**

27. Identify TWO push and TWO pull factors that **urbanization** has on population growth:

28. Identify the societal importance the following terms related to demographics:

a. **Infant Mortality Rate**

b. **Replacement Level Fertility**

c. **Total Fertility Rate**

29. Identify THREE **historical factors that affected birth and death rates:**

30. Explain the broad history of **demographics in the USA:**

31. Identify THREE ways to determine **developed countries:**

32. Identify the most populous country: \_\_\_\_\_ 2<sup>nd</sup> \_\_\_\_\_ 3<sup>rd</sup> \_\_\_\_\_

33. Identify TWO government incentives **India** has implemented to reduce their population growth and identify TWO possible problems with the programs:

34. Identify TWO government incentives **China** has implemented to reduce their population growth and identify TWO possible problems with the programs:
35. Describe the purpose of the **Cairo Summit**:
36. Identify and give a characteristic of the FIVE **environmental impacts of the growth population** as growth destroys habitat and reduces biodiversity: